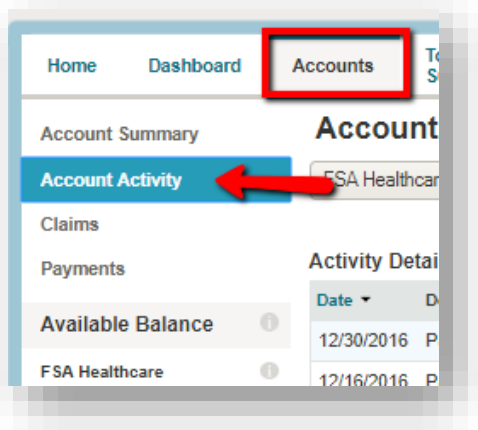


Infinisource provides all Flexible Spending Account (FSA) and Health Reimbursement Arrangement (HRA) participants with an online portal that provides anytime access to view and manage account information. One of the many features available is the capability to review your account activity.

Account Activity

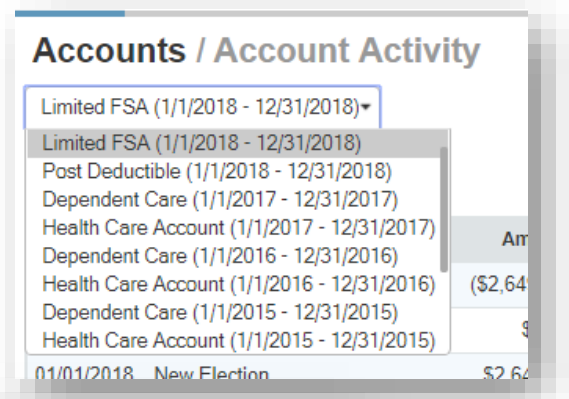
To view your balance, follow these steps:

1. Navigate to the [Infinisource login page](#).
2. Enter your Username and Password. First time users will login using lower case first initial, last name and last four digits of your Social Security Number as both Username and Password.

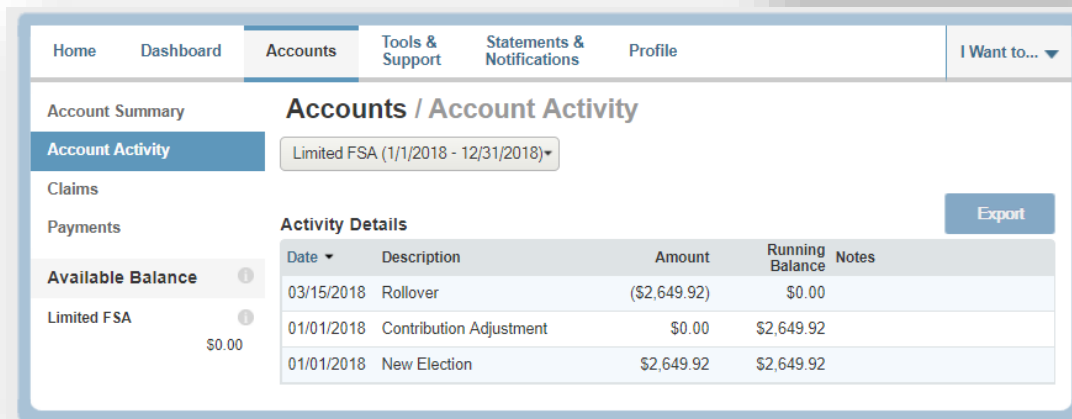


From the **Home Page**, under the **Accounts** tab, click **Account Activity**. This page will provide you with your transaction summaries, including pending and processed transactions.

Choose the account you want to view from the drop-down menu and click **View**.



When you click on an activity, it will open up the details:



Account Activity

Remember, you can now **go mobile** by using your smart phone to access:

- FSA account balances
- Submit claims for reimbursement
- Send receipts using a mobile device's camera
- Configure alerts via text message

Easily check your information now using an iPhone, iPod Touch, iPad or Android-powered device.

