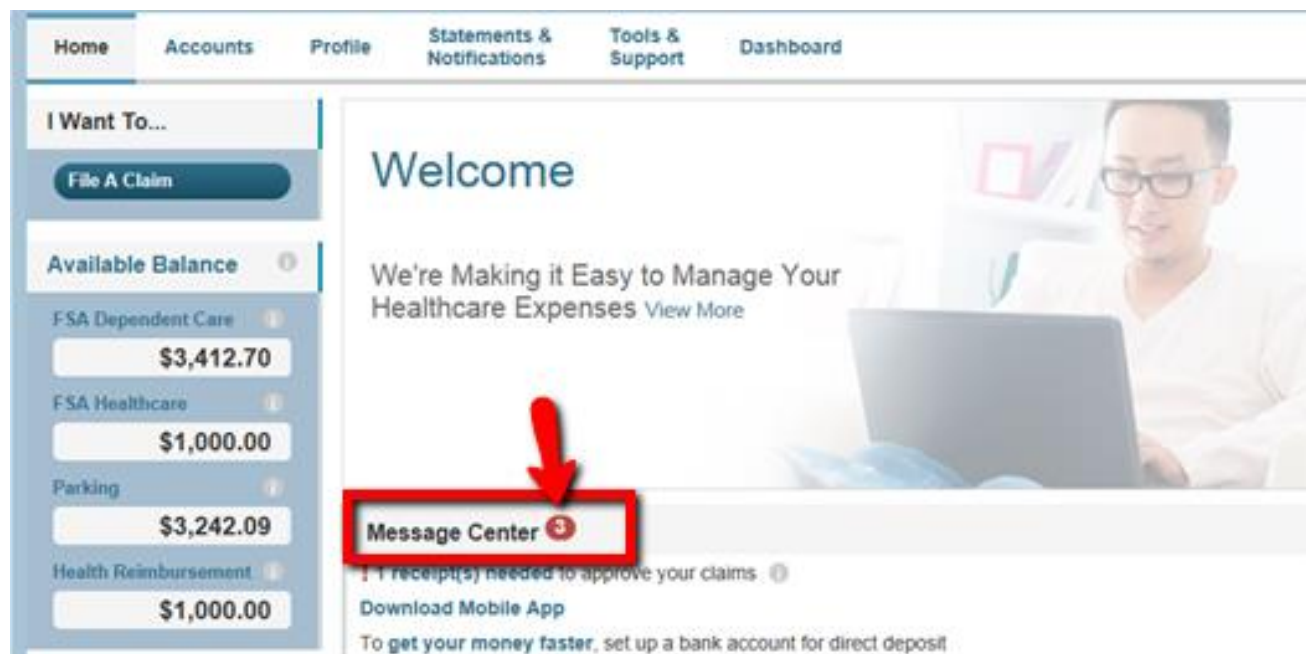
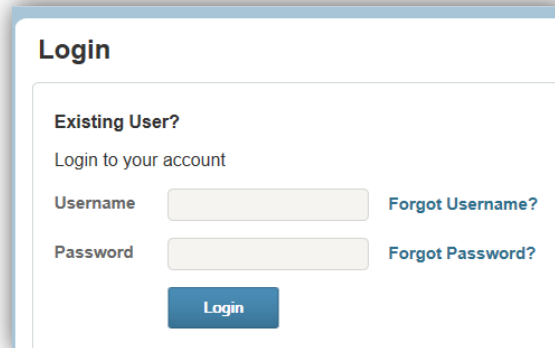


Infinisource provides all Flexible Spending Account (FSA) and Health Reimbursement Arrangement (HRA) participants with an online portal that provides anytime access to view and manage account information. One of the many features available is providing you with messages within the online portal.

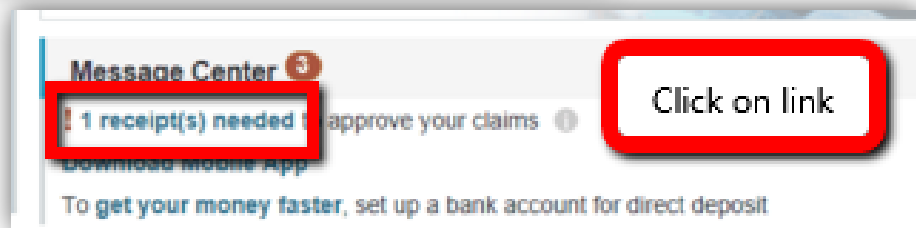
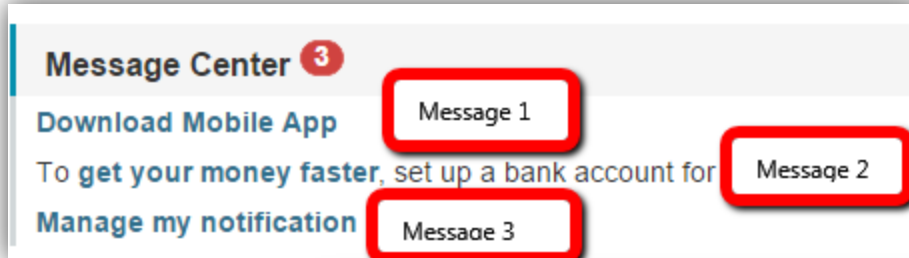
Message Center

To view your messages, follow these steps:

1. Navigate to the [Infinisource login page](#).
2. Enter your Username and Password. First time users will login using lower case first initial, last name and last four digits of your Social Security Number as both Username and Password.
3. On the **Home Page**, under the Welcome messages there is a section that will alert you of any Messages in your Message Center. Next to the **Message Center** you may see a red circle with a number in it. This is the number of messages that are waiting for you – which are listed below that section.



Below **Message Center**, you will see a brief statement of what you have pending in your messages. To view any of your messages, click on the link within the statement.



Remember, you can now **go mobile** by using your smart phone to access:

- FSA Account balances
- Submit claims for reimbursement
- Send receipts using a mobile device's camera
- Configure alerts via text message

Easily check information now using an iPhone, iPod Touch, iPad or Android-powered device.

